

# RIVETS No. 4 Diameter



Rivet Diameter 3.2 mm

Drill Size Diameter 3.3 mm

Material Type	Head Type	Grip Range (mm)	Pop Code	Cherry Code	Miway Code
STAINLESS BODY STAINLESS MANDREL	TRUSS HEAD	1.6 - 3.2	SSD42SSBS	73STST 4-2	STSS42
		3.2 - 4.8	SSD43SSBS	73STST 4-3	STSS43
		4.8 - 6.4	SSD44SSBS	73STST 4-4	STSS44
		7.9 - 9.5	SSD46SSBS	73STST 4-6	STSS46
		11.0 - 12.7	SSD48SSBS		
STAINLESS BODY STEEL MANDREL	TRUSS HEAD	1.6 - 3.2	SSD42BS	73STS 4-2	STS42
		3.2 - 4.8	SSD43BS	73STS 4-3	STS43
		4.8 - 6.4	SSD44BS	73STS 4-4	STS44
		7.9 - 9.5	SSD46BS	73STS 4-6	STS46
		11.0 - 12.7	SSD48BS		
ALUMINIUM BODY ALUM. MANDREL	TRUSS HEAD	1.6 - 3.2	TLPD 44	73AA 4-2	
		4.8 - 6.4	TLPD 48	73AA 4-4	
		7.9 - 9.5	TLPD 412	73AA 4-6	
ALUMINIUM BODY STEEL MANDREL	TRUSS HEAD	Up to 1.6	TAPD 42	73AS 4-1	AS41
		1.6 - 3.2	TAPD 44	73AS 4-2	AS42
		3.2 - 4.8	TAPD 46	73AS 4-3	AS43
		4.8 - 6.4	TAPD 48	73AS 4-4	AS44
		6.4 - 7.9	TAPD 410	73AS 4-5	AS45
		7.9 - 9.5	TAPD 412	73AS 4-6	AS46
		11.0 - 12.7	TAPD 416	73AS 4-8	AS48
		14.3 - 15.9	TAPD 421	73AS 4-10	
	15.9 - 19.0	TAPD 425	73AS 4-12		
	COUNTERSUNK HEAD	1.6 - 3.2	TAPK 44	72AS 4-2	
		3.2 - 4.8	TAPK 46	72AS 4-3	
		4.8 - 6.4	TAPK 48	72AS 4-4	
		7.9 - 9.5	TAPK 412	72AS 4-6	
		11.0 - 12.7	TAPK 416	72AS 4-8	
	LARGE FLANGE	1.6 - 3.2	TAPD 44LF	73ASL 4-2	
4.8 - 6.4		TAPD 48LF	73ASL 4-4		
7.9 - 9.5		TAPD 412LF	73ASL 4-6		
SEALED RIVET	Up to 1.6	AD 42	73TA 4-1		
	1.6 - 3.2	AD44	73TA 4-2		
	3.2 - 4.8	AD 46	73TA 4-3		
	4.8 - 6.4	AD 48	73TA 4-4		
	6.4 - 7.9	AD 410	73TA 4-5		
	7.9 - 9.5		73TA 4-6		
MONEL BODY STEEL MANDREL	TRUSS HEAD	Up to 1.6	TLPD 419	73MS 4-1	
		1.6 - 3.2	TLPD 424	73MS 4-2	
		3.2 - 4.8	TLPD 429	73MS 4-3	
		4.8 - 6.4	TLPD 435	73MS 4-4	
		6.4 - 7.9	TLPD 440	73MS 4-5	
		7.9 - 9.5		73MS 4-6	
	11.0 - 12.7		73MS 4-8		
COUNTERSUNK HEAD	3.2 - 4.8	TLPK 429	72MS 4-3		
4.8 - 6.4	TLPK 435	72MS 4-4			
7.9 - 9.5	TLPK 440	72MS 4-5			
STEEL BODY STEEL MANDREL	TRUSS HEAD	Up to 1.6	TSPD 42		
		1.6 - 3.2	TSPD 44	73SS 4-2	SS42/42
		3.2 - 4.8	TSPD 46	73SS 4-3	SS43/43
		4.8 - 6.4	TSPD 48	73SS 4-4	SS44/44
		6.4 - 7.9	TSPD 410	73SS 4-5	
		7.9 - 9.5	TSPD 412	73SS 4-6	SS46/46

Refer to page 67 for any rivet problems or contact your local Mico Metals Store.

# RIVETS No. 5 Diameter



Rivet Diameter 4.0 mm

Drill Size Diameter 4.1 mm

Material Type	Head Type	Grip Range (mm)	Pop Code	Cherry Code	Miway Code
STAINLESS BODY STAINLESS MANDREL	TRUSS HEAD	1.6 - 3.2	SSD52SSBS	73STST 5-2	STSS52
		4.8 - 6.4	SSD54SSBS	73STST 5-4	STSS54
		7.9 - 9.5	SSD56SSBS	73STST 5-6	STSS56
STAINLESS BODY STEEL MANDREL	TRUSS HEAD	1.6 - 3.2	SSD52BS	73STS 5-2	STS52
		4.8 - 6.4	SSD54BS	73STS 5-4	STS54
		7.9 - 9.5	SSD56BS	73STS 5-6	STS56
ALUMINIUM BODY	TRUSS HEAD	1.6 - 3.2	TAPD 54	73AS 5-2	
		3.2 - 4.8	TAPD 56	73AS 5-3	
		4.8 - 6.4	TAPD 58	73AS 5-4	
		6.4 - 7.9	TAPD 510	73AS 5-5	
		7.9 - 9.5	TAPD 512	73AS 5-6	
		11.0 - 12.7	TAPD 516	73AS 5-8	
STEEL MANDREL	COUNTERSUNK HEAD	1.6 - 3.2	TAPK 54	72AS 5-2	AS52
		3.2 - 4.8	TAPK 56	72AS 5-3	AS53
		4.8 - 6.4	TAPK 58	72AS 5-4	AS54
		7.9 - 9.5	TAPK 512	72AS 5-6	AS56
		11.0 - 12.7	TAPK 516	72AS 5-8	
SEALED RIVET	SEALED RIVET	1.6 - 3.2	AD 54	73TA 5-2	
		4.8 - 6.4	AD 58	73TA 5-4	
MONEL BODY  STEEL MANDREL	TRUSS HEAD	1.6 - 3.2	TLPD 524	73MS 5-2	
		3.2 - 4.8	TLPD 530	73MS 5-3	
		4.8 - 6.4	TLPD 537	73MS 5-4	
		6.4 - 7.9	TLPD 540	73MS 5-5	
		7.9 - 9.5	TLPD 545	73MS 5-6	
		11.0 - 12.7		73MS 5-8	
STEEL BODY  STEEL MANDREL	TRUSS HEAD	1.6 - 3.2	TSPD 54	73SS 5-2	SS52/52
		3.2 - 4.8	TSPD56	73SS 5-3	SS53/53
		4.8 - 6.4	TSPD58	73SS 5-4	SS54/54
		6.4 - 7.9	TSPD510	73SS 5-5	
		7.9 - 9.5	TSPD512	73SS 5-6	SS56/56
		11.0 - 12.7		73SS 5-8	
		14.3 - 15.9		73SS 5-10	

Refer to page 67 for any rivet problems.

# RIVETS No. 6 Diameter



Rivet Diameter 4.8 mm

Drill Size Diameter 4.9 mm

Material Type	Head Type	Grip Range (mm)	Pop Code	Cherry Code	Miway Code
STAINLESS BODY STAINLESS MANDREL	TRUSS HEAD	1.6 - 3.2	SSD62SSBS	73STST 6-2	
		3.2 - 4.8		73STST 6-3	
		4.8 - 6.4	SSD64SSBS	73STST 6-4	
		7.9 - 9.5	SSD66SSBS	73STST 6-6	
		11.0 - 12.7	SSD68SSBS	73STST 6-8	
		14.3 - 15.9		73STST 6-10	
STAINLESS BODY STEEL MANDREL	TRUSS HEAD	1.6 - 3.2	SSD62BS	73STS 6-2	
		4.8 - 6.4	SSD64BS	73STS 6-4	STS64
		7.9 - 9.5	SSD66BS	73STS 6-6	STS66
		11.0 - 12.7	SSD68BS	73STS 6-8	
		14.3 - 15.9		73STS 6-10	
ALUMINIUM BODY ALUMINIUM MANDREL	TRUSS HEAD	4.8 - 6.4		73AA 6-4	
ALUMINIUM BODY STEEL MANDREL	TRUSS HEAD	1.6 - 3.2	TAPD 64	73AS 6-2	AS62
		3.2 - 4.8	TAPD 66	73AS 6-3	AS63
		4.8 - 6.4	TAPD 68	73AS 6-4	AS64
		6.4 - 7.9	TAPD 610	73AS 6-5	
		7.9 - 9.5	TAPD 612	73AS 6-6	AS66
		11.0 - 12.7	TAPD 617	73AS 6-8	AS68
		14.3 - 15.9	TAPD 620	73AS 6-10	
		15.9 - 19.0	TAPD 625	73AS 6-12	
		19.8 - 26.2	TAPD 633	73AS 6-16	
		26.2 - 32.8	TAPD 6150	73AS 6-20	
	COUNTERSUNK HEAD	1.6 - 3.2	TAPK 64	72AS 6-2	
		4.8 - 6.4	TAPK 68	72AS 6-4	
		6.4 - 7.9	TAPK 610	72AS 6-5	
		7.9 - 9.5	TAPK 612	72AS 6-6	
		11.0 - 12.7	TAPK 617	72AS 6-8	
		14.3 - 15.9	TAPK 620	72AS 6-10	
	LARGE FLANGE HEAD	3.2 - 4.8	TAPD 66LF	73ASL 6-3	
		4.8 - 6.4	TAPD 68LF	73ASL 6-4	
		6.4 - 7.9	TAPD 610LF	73ASL 6-5	
		7.9 - 9.5	TAPD 612LF	73ASL 6-6	
		11.0 - 12.7	TAPD 616LF	73ASL 6-8	
		14.3 - 15.9	TAPD 620LF	73ASL 6-10	
	SEALED RIVET	1.6 - 3.2	AD 64	73TA 6-2	
		3.2 - 4.8	AD 66	73TA 6-3	
		4.8 - 6.4	AD 68	73TA 6-4	
		6.4 - 7.9	AD 610	73TA 6-5	
		7.9 - 9.5	AD 612	73TA 6-6	
		11.0 - 12.7	AD 616	73TA 6-8	
MONEL BODY	TRUSS HEAD	1.6 - 3.2	TLPD 630	73MS 6-2	
		3.2 - 4.8	TLPD 636	73MS 6-3	
		4.8 - 6.4	TLPD 639	73MS 6-4	
		6.4 - 7.9	TLPD 650	73MS 6-5	
		7.9 - 9.5		73MS 6-6	
		11.0 - 12.7	TLPD 665	73MS 6-8	
		14.3 - 15.9	TLPD 675	73MS 6-10	
STEEL MANDREL	COUNTERSUNK HEAD	4.8 - 6.4	TLPK 68	72MS 6-4	
		6.4 - 7.9	TLPK 610	72MS 6-5	
		7.9 - 9.5	TLPK 612	72MS 6-6	
		11.0 - 12.7	TLPK 616	72MS 6-8	
		14.3 - 15.9	TLPK 620	72MS 6-10	
STEEL BODY STEEL MANDREL	TRUSS HEAD	1.6 - 3.2	TSPD 64	73SS 6-2	SS62/62
		3.2 - 4.8	TSPD 66	73SS 6-3	SS63/63
		4.8 - 6.4	TSPD 68	73SS 6-4	SS64/64
		6.4 - 7.9	TSPD 610	73SS 6-5	SS65/65
		7.9 - 9.5	TSPD 612	73SS 6-6	
		11.0 - 12.7	TSPD 616	73SS 6-8	
		14.3 - 15.9	TSPD 620	73SS 6-10	

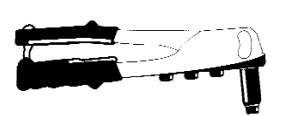
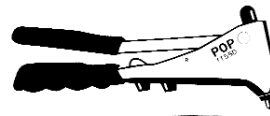
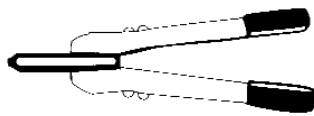
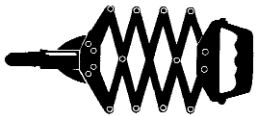
# COLOURED RIVETS



	4-2	4-3	4-4	4-6	5-2	5-3	5-4	5-6	5-7	6-3	6-4	6-5
Almond			•									
Alpine Blue		•				•					•	
Beige		•				•					•	
Black	•	•	•	•	•	•	•	•	•		•	•
Charcoal		•				•					•	
Coral Red		•				•					•	
Desert Sand		•				•					•	
Gold	•		•									
Grey Friar		•				•					•	
Iron Sand		•				•					•	
Karaka		•				•					•	
Lichen		•				•					•	
Lignite		•				•					•	
Mist Green		•				•					•	
New Denim Blue		•				•					•	
Permanent Green		•				•					•	
Pioneer Red		•				•					•	
River Gum		•				•					•	
Sandstone Grey		•				•					•	
Scoria		•				•	•				•	
Smooth Cream		•				•					•	
Terracotta		•				•					•	
Titania		•				•					•	
Tuscon Red		•				•					•	
White	•	•	•	•	•	•	•	•	•	•	•	•

  Non Preferred Items. Minimum quantities may apply.

# RIVET TOOLS



Rivet Tool			
Lobster	POP	MiWay	SRC
HR200 STD 3/32-5/32 (Hand)	TT55D Hand Riveter	Hand Rivet Tool SRC-501	SRC 5000 Pneumatic Riveter (pneudraulic)
HR005 Swing 3/32-3/16 (Hand)	Powerlink 30 Hand Riveter	Hand Rivet Tool SRC-502	
HR003EX 3/16-1/4 (Lever)	Powerlink Plus Hand Riveter (Lever)	Hand Rivet Tool SRC-503	
HR003B 3/16 (Lever)	Powerlink Leverlite (Lazy Tong) Hand Riveter		
	PRG 510 Pneumatic Riveter (pneudraulic)		
	PRG 540 Pneumatic Riveter (pneudraulic)		