

# FLAT WASHERS



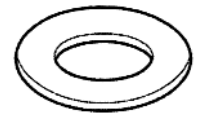
## - Metric

		Stainless		Steel	Brass
SIZE	OD	304	316	ZP	SC
M3	7		0.8	0.6	0.8
M3	9.5			1.0	
M4	9	0.9	0.9	1.0	0.8
M5	10	0.8	0.8	1.0	1.0
M5	12.5			1.0	
M6	12.5	1.0	1.0	1.2	1.0
M6	16			1.2	1.6
M8	16	1.2	1.2	1.2	
M8	17			1.6	1.2
M8	19	3.0		1.6	
M8	21			1.6	
M10	21	1.5	1.5	1.6	1.2
M12	24	1.5	1.5	1.6	1.6
M12	26			1.6	
M16	30	1.5	1.5	1.6	1.6
M20	37	1.5	1.5	1.6	1.6
M24	44			1.6	1.6
M24	48	1.5	1.5		

## - Imperial

		Stainless		Steel
Size	OD	304	316	ZP
1/8	5/16	20	20	20
1/8	3/8	20		20
5/32	3/8	20		20
5/32	7/16			18
3/16	7/16	20	20	
3/16	1/2	20	20	18
3/16	5/8	18	18	18
3/16	3/4			16
3/16	7/8		16	
1/4	1/2	20	20	18
1/4	5/8	18	18	18
1/4	3/4	18	18	
1/4	7/8		16	
5/16	5/8	18	18	18
5/16	3/4		18	18
5/16	7/8		16	
3/8	3/4	18	18	16
3/8	7/8		18	16
3/8	1	16		
7/16	7/8			16
7/16	1		16	
1/2	1	18	18	16
5/8	1 1/4	16	16	16
3/4	1 3/8	16	16	16
3/4	1 7/8		12	
7/8	1 5/8		16	16
1	1 3/4	16	16	
1	1 7/8			16

# FENDER WASHERS



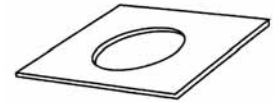
## - Metric

		Stainless		Steel
Size	OD	304	316	ZP
M6	32	1.5	1.5	1.6
M8	32	1.5	1.5	1.6
M10	32	1.5	1.5	1.6
M12	32	1.5	1.5	1.6
M16	32	1.5	1.5	1.6

## - Imperial

		Stainless		Steel
Size	OD	304	316	ZP
3/16	1 1/4	16	16	16
1/4	1 1/4	16	16	16
5/16	1 1/4	16	16	16
3/8	1 1/4	16	16	16
1/2	1 1/4	16	16	16
5/8	1 1/4	16	16	16
3/4	1 1/4	16	16	16

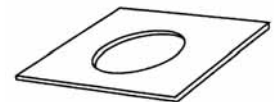
# HEAVY WASHERS



## - Metric

		Steel	
Size	OD	HDG	SC
M6	19	3	3
M8	22	3	3
M10	24	3	3
M12	28	3	
M12	32	3	
M16	34	3	
M16	38	3	3
M20	39	3	3
M20	44.5	3	3
M24	50	3	
M30	60	3	3

# SQUARE WASHERS



## - Metric

		Stainless	Steel
Size	OD	316	HDG
M10	50	3	3
M12	40		3
M12	50	3	3
M12	50		6
M16	40		3
M16	50	3	3
M16	50		6
M20	50	3	3
M20	50		6
M20	60		6
M24	50		3

Non Preferred Items.  
Minimum quantities may apply.

Boxed number denotes gauge of washer.

# SPRING WASHERS



## - Metric

Size	Stainless		Steel	
	304	316	ZP	GALV
M3	•	•	•	
M4	•	•	•	
M5	•	•	•	
M6	•	•	•	
M8	•	•	•	•
M10	•	•	•	•
M12	•	•	•	•
M16	•	•	•	•
M20	•	•	•	•
M22		•	•	
M24		•		
M25			•	

## - Imperial

Size	Stainless		Steel	
	304	316	ZP	GALV
1/8		•	•	
5/32	•	•	•	
3/16	•	•	•	
1/4	•	•	•	
5/16	•	•	•	
3/8	•	•	•	
7/16		•	•	
1/2	•	•	•	
9/16			•	
5/8	•	•	•	
3/4	•	•		
1	•	•	•	

# LOCK WASHERS



## - Metric

Size	Stainless	Steel	
	304	ZP	ZP
	Internal	Internal	External
M3	•	•	•
M4	•	•	•
M5	•	•	•
M6	•	•	•
M8	•	•	•
M10	•	•	•
M12	•	•	

## - Imperial

Size	Steel	
	ZP	
	Internal	External
3/16		•
1/2	•	

Starlock push-on fasteners are also available in metric and imperial on request.