

# Crane Metals Distribution



## LME Cash Metals Summary for week ending March 5, 2010

### AVERAGES, \$

	US\$	AUS\$	NZ\$
Aluminium	\$ 2,148	\$ 2,385	\$ 3,091
Copper	\$ 7,425	\$ 8,243	\$ 10,683
Zinc	\$ 2,233	\$ 2,479	\$ 3,213
Nickel	\$ 22,148	\$ 24,585	\$ 31,869
Exchange Rate		\$ 0.901	\$ 0.695

### CHANGES, \$

	US\$	AUS\$	NZ\$
Aluminium	\$ 64	\$ 55	\$ 96
Copper	\$ 283	\$ 260	\$ 421
Zinc	\$ 39	\$ 27	\$ 60
Nickel	\$ 1,793	\$ 1,834	\$ 2,618
Exchange Rate		\$ 0.006	-\$ 0.001

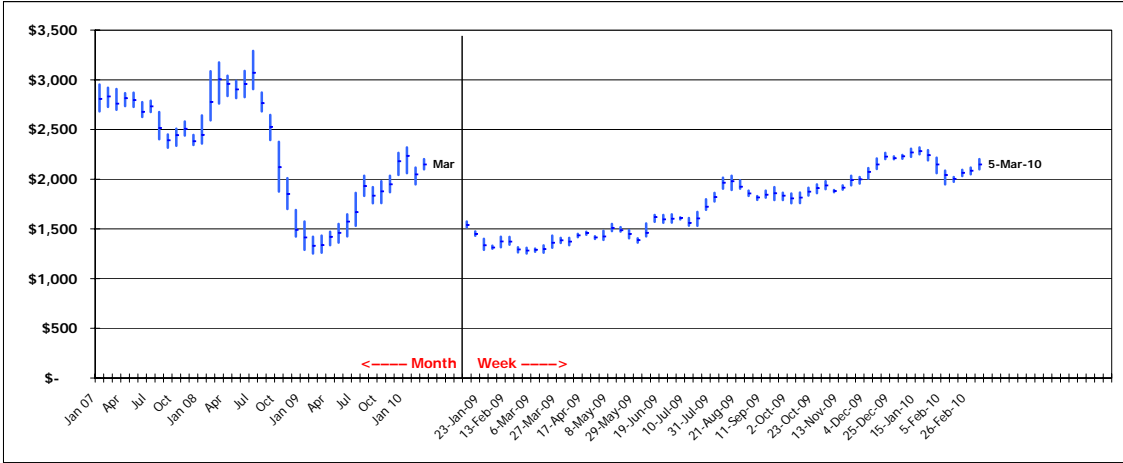
### CHANGES, %

	US\$	AUS\$	NZ\$
Aluminium	3.1%	2.4%	3.2%
Copper	4.0%	3.3%	4.1%
Zinc	1.8%	1.1%	1.9%
Nickel	8.8%	8.1%	9.0%
Exchange Rate		0.7%	-0.1%

# Crane Metals Distribution

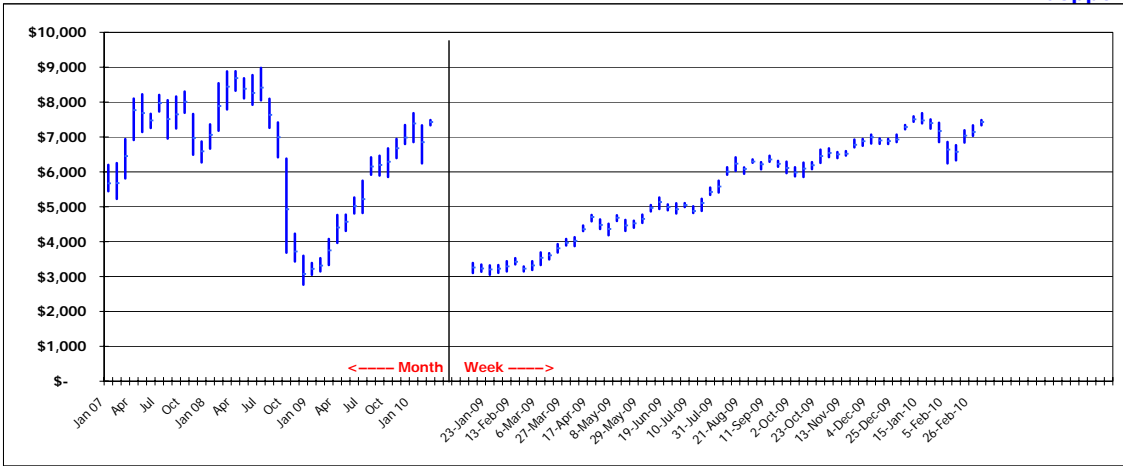
LME Metal Prices - Cash  
US\$/tonne

Updated to week ending 5-Mar  
Aluminium



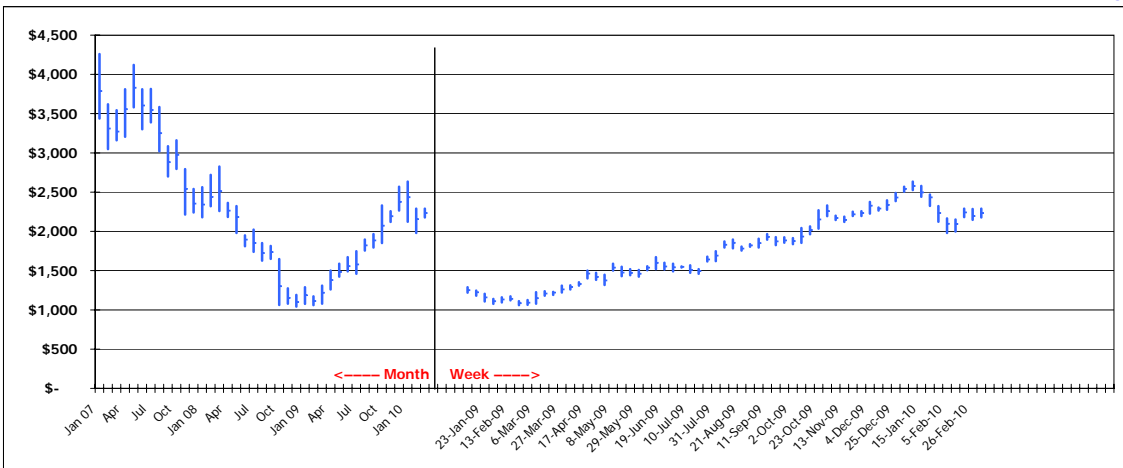
Last Week  
\$ 2,084  
  
This Week  
\$ 2,148  
  
Change  
\$ 64  
3.1%

## Copper



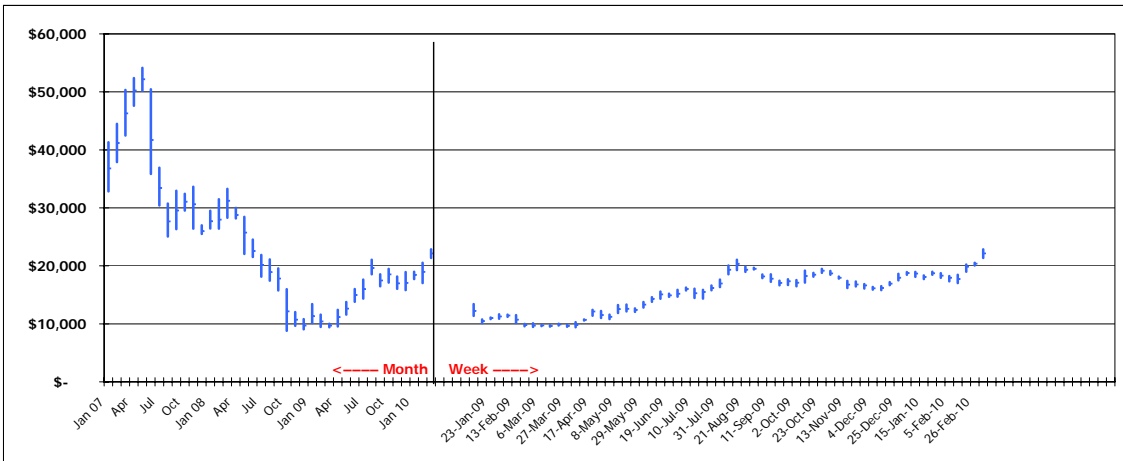
Last Week  
\$ 7,142  
  
This Week  
\$ 7,425  
  
Change  
\$ 283  
4.0%

## Zinc



Last Week  
\$ 2,194  
  
This Week  
\$ 2,233  
  
Change  
\$ 39  
1.8%

## Nickel



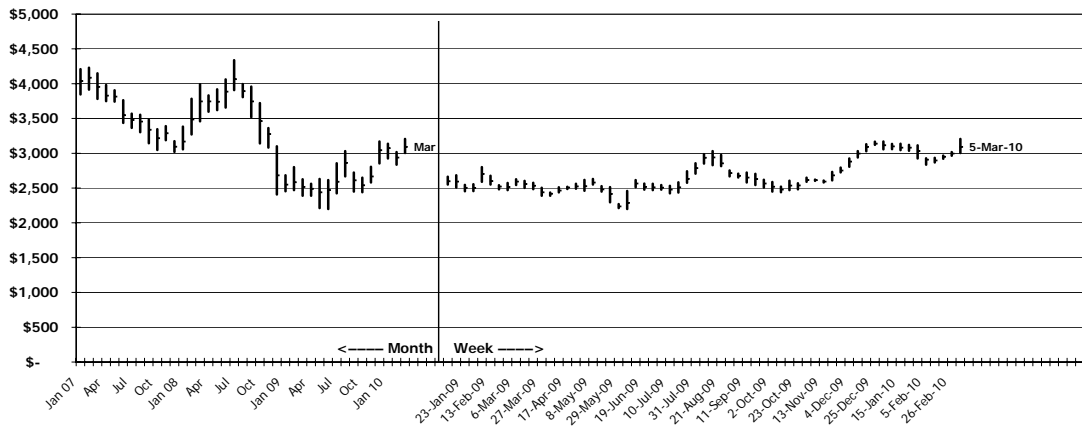
Last Week  
\$ 20,355  
  
This Week  
\$ 22,148  
  
Change  
\$ 1,793  
8.8%

# Crane Metals Distribution

# Mico Metals

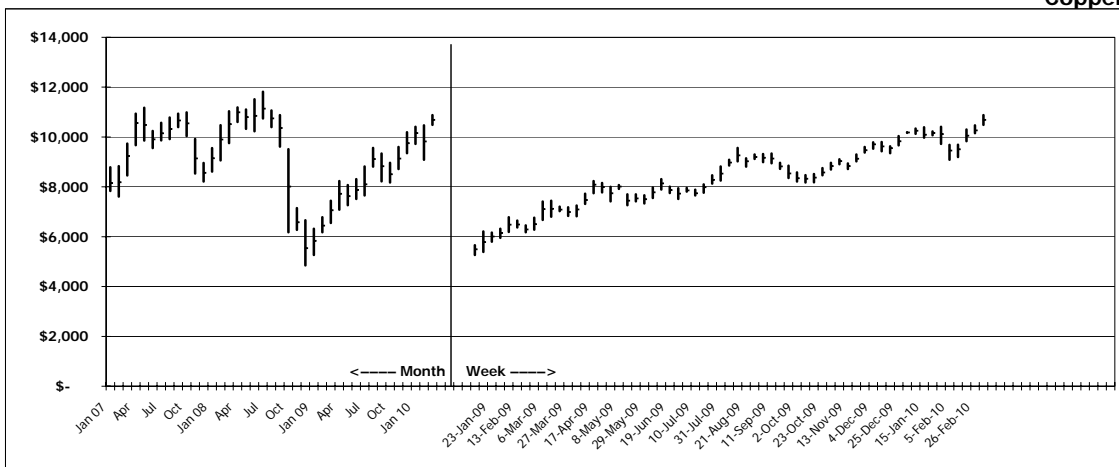
LME Metal Prices - Cash  
NZ\$/tonne

Updated to week ending 5-Mar  
Aluminium



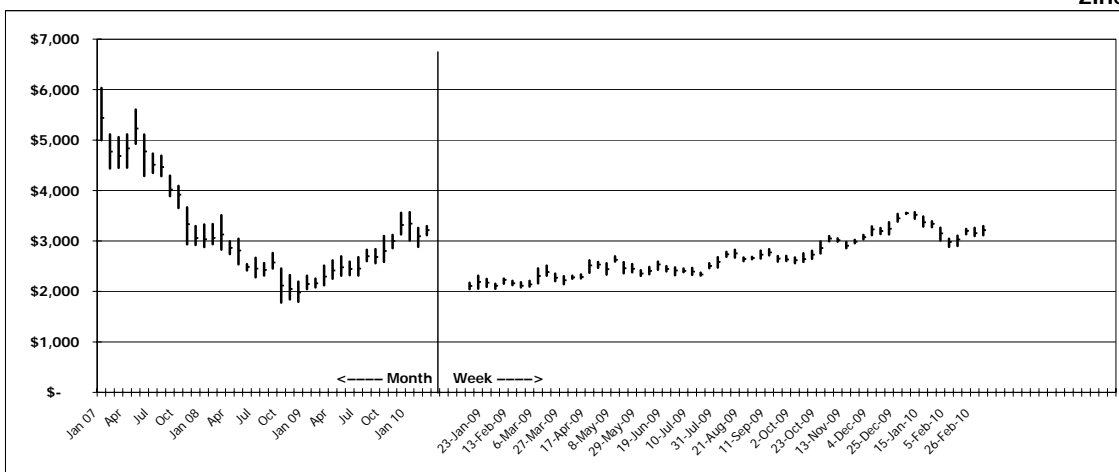
Last Week  
\$ 2,995  
  
This Week  
\$ 3,091  
  
Change  
\$ 96  
3.2%

## Copper



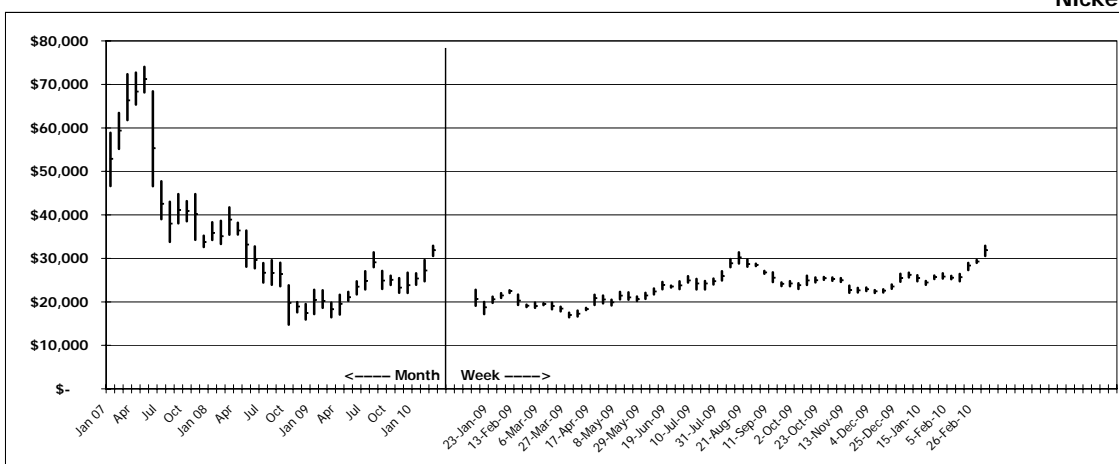
Last Week  
\$ 10,263  
  
This Week  
\$ 10,683  
  
Change  
\$ 421  
4.1%

## Zinc



Last Week  
\$ 3,153  
  
This Week  
\$ 3,213  
  
Change  
\$ 60  
1.9%

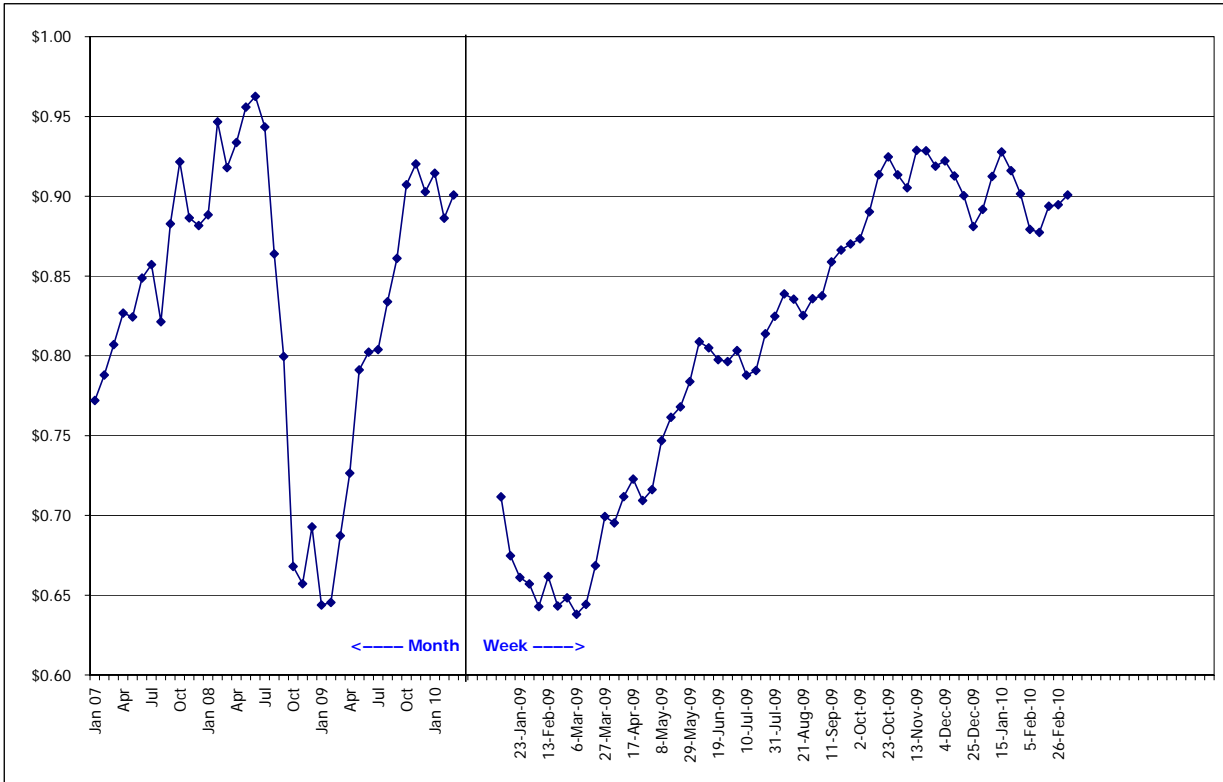
## Nickel



Last Week  
\$ 29,251  
  
This Week  
\$ 31,869  
  
Change  
\$ 2,618  
9.0%

# Exchange Rates

AUS\$

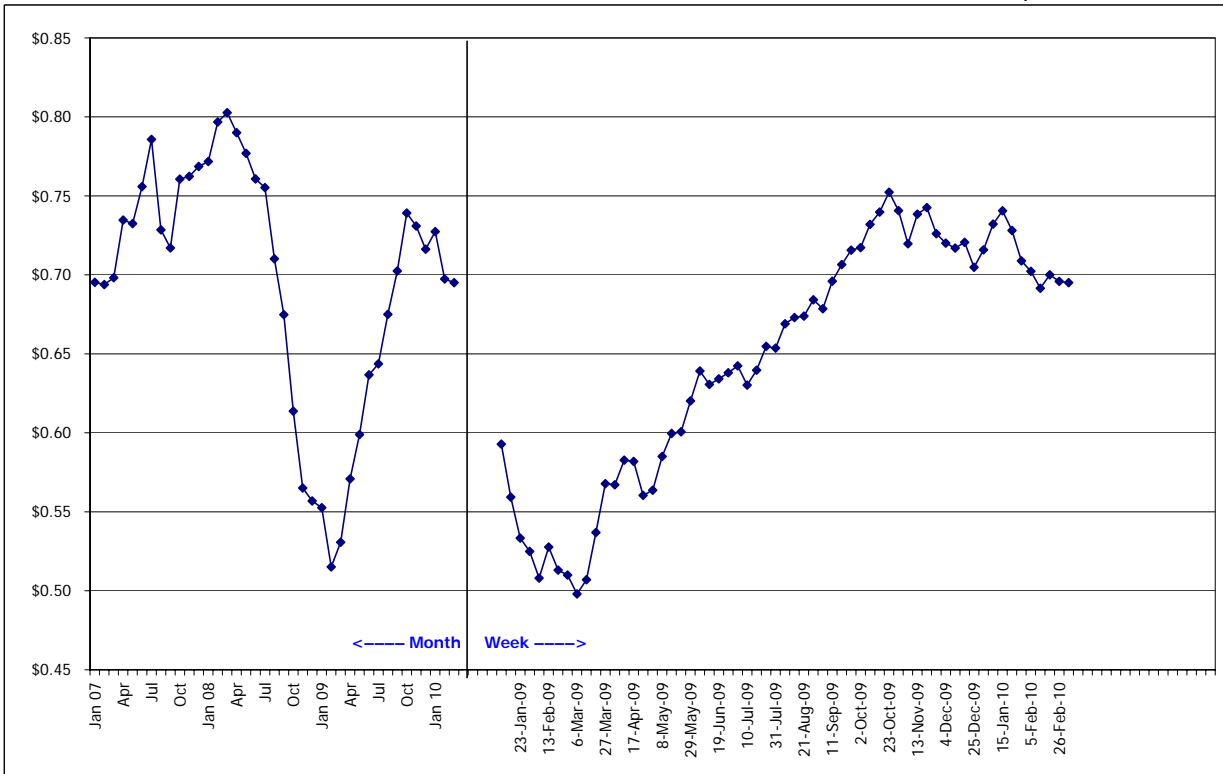


Last Week  
\$ 0.8947

This Week  
\$ 0.9008

Change  
\$ 0.0061  
0.7%

NZ\$



Last Week  
\$ 0.6959

This Week  
\$ 0.6951

Change  
-\$ 0.0008  
-0.1%